

**NEW!**

# **SHARP FAST™ Tool Guide Sharpening System**

## **A new way to accurately and safely sharpen bowl and spindle Gouges**

Patent pending locked-in guide system aids in creating side grinds that are automatic mirror images with equal angles that are easily reproduced each time.

### **Key Features:**

- Creates consistent and repeatable professional grinds with every sharpening.
- Complete Set Up instructions included. Video available on our Web Site.
- Immediately adapts to other holding bases without modification.
- Adjust grind angles with universal Holding Base designed for left or right side use. Adjustable locking positions, and easy to clean.
- Gouge Tool Holder uses a bearing to lock down the tool - finger tightening creates a very secure non-slipping lock.
- Built in measuring device provides an adjustable and convenient way to consistently set your tool in the Tool Holder.
- Various grinding angles and side grinds are easily set.
- Sharpens 1/4" to 3/4" Gouges
- Heavy duty design provides long term use


### **Safety Features:**

- Operation of the guide tool is done with hands on the gouge handle, not the Tool Holder. This keeps the hands safely away from the grinding wheel.
- Keeps the gouge on the grinding wheel, preventing accidental run off

- **Safe**
- **Secure**
- **Simple**
- **Repeatable Sharpening**

MADE  
IN THE  
**U.S.A.**

**Innovative  
Base Design  
Allows Easy  
access to  
Hex Keys**





*Mechanically guides the gouge, creating repeatable and professional angles and side grinds with every sharpening.*

**SHARP FAST™**

**www.SharpFast.net**  
**TMI Products**



- Stick Fast adhesives and accessories
- Hold Fast vacuum chucking
- Sharp Fast gouge sharpening device
- Hollow Fast cutting tools

**Distributed by:**



Standard side grinds are easily set by matching "notch to hole". Various grinds are possible with easy adjustment features.

Gouge Tool Holder uses a bearing to lock down the tool – finger tightening creates a very secure non-slipping lock.



Built in measuring device provides an adjustable and convenient way to consistently set your tool in the Tool Holder

